

Refrigerator & Freezer Thermometer Toolkit

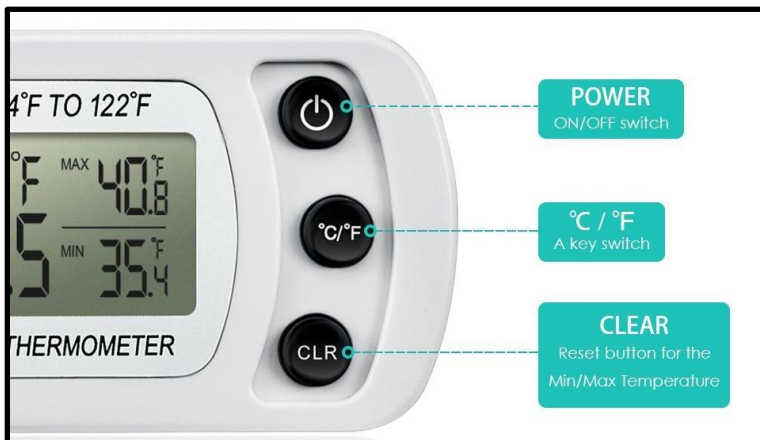
Beginning in September 2017, MANNA FoodBank will transition the way that partner agencies maintain their temperature logs for their refrigerators & freezers. Until this change, agencies were required to maintain daily temperature logs of their units. However, because this process can be burdensome and impractical to agencies that are not able to inspect their units on a daily basis, this new process will help simplify temperature logs kept by partner agencies as well as maintaining safe food handling procedures.



Partner agencies will now be able to use digital thermometers with a High/Low memory setting.

While agencies may purchase various types of thermometers, we have them available on the Web Windows ordering site for \$7/unit.

The units display the current temperature on the left in large display. The Maximum temperature (since the last reset) will be in the upper-right of the display and the Minimum temperature is displayed in the lower right.



If the unit is displaying the temperature in Celsius, simply press the °C/°F button to switch to Fahrenheit.

Once you have recorded the Minimum & Maximum temperatures for a certain date range on your temperature logs, simply press the CLR button so that you can record temperatures over the next date range.



Thermometers come pre-installed with a stand. They may be used to prop up the unit on a shelf for easy readability. The stands also invert to allow the thermometer to hang from a shelf.

The thermometers are waterproof and work in a temperature range of -4°F to 122°F and are accurate within 0.2°F.

Thermometers operate on a 3V, CR2032 battery (included inside unit).



Replacement batteries are available at most stores.

New Refrigerator & Freezer Temperature Log

The new Temperature Log is designed for maximum simplicity and convenience. Please print one log for every unit in your agency and tape them to the outside of each unit. While the digital thermometers will maintain a minimum and maximum temperature for an indefinite amount of time, MANNA FoodBank asks that agencies record the temperature readings at least once per week.

To begin making a log entry, record the minimum and maximum temperature reading according to the thermometer. Record the date of the temperature log entry and hit the reset button on the thermometer.

Initial/sign the log and you're all set!

	<h2 style="margin: 0;">REFRIGERATOR & FREEZER TEMPERATURE LOG</h2>		
<p>Agency Name: _____</p>			
<p>Check One: <input type="checkbox"/> Refrigerator <input type="checkbox"/> Freezer</p>			
<p><i>Recommended Temperature</i> <i>Recommended Temperature</i></p>			
<p>35°F - 41°F -10°F - 0°F</p>			
Min. Temp	Max. Temp	Temperature Reset Date	Checked By
35.5	37.2	9/1/2017	J.D.