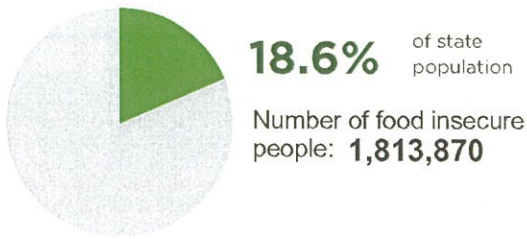




North Carolina

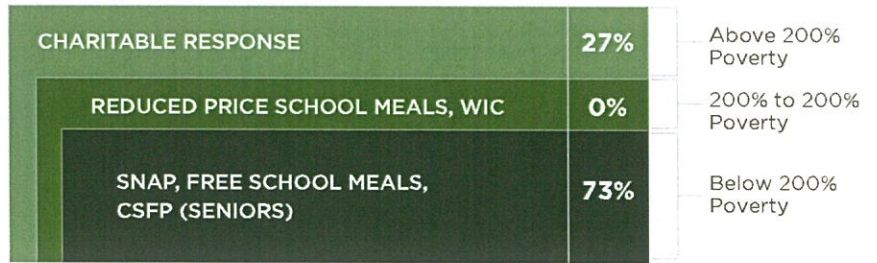


FOOD INSECURITY RATE



National average food insecurity rate: **15.9%**

INCOME BANDS WITHIN FOOD INSECURE POPULATION



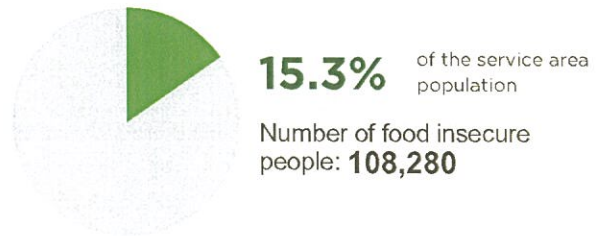
Food Bank

MANNA FOODBANK

627 Swannanoa River Rd
Asheville, NC 28805

www.mannafoodbank.org

FOOD INSECURITY RATE



COUNTIES SERVED

Avery, Buncombe, Cherokee, Clay, Graham, Haywood, Henderson, Jackson, Macon, Madison, McDowell, Mitchell, Polk, Swain, Transylvania, Yancey

Hunger exists in every corner of the United States, but as Feeding America's Map the Meal Gap study shows, food insecurity looks different from one county to the next. In addition to providing data about the prevalence of food insecurity at the local level, Map the Meal Gap estimates the share of food insecure individuals who are income-eligible for federal anti-hunger programs and provides local variations in food costs. The study finds that many food insecure individuals do not qualify for federal nutrition programs and must rely on charitable food assistance, suggesting that complementary programs and strategies are necessary to reach food insecure individuals at different income levels. By providing information about hunger at the local level, Map the Meal Gap can help policymakers and service providers identify strategies to best reach those in need of assistance.



Visit feedingamerica.org/mapthegap for more information.
©2014 Feeding America. All rights reserved.

*Due to rounding, totals range from 99-101%